

14 200m Backstroke Women Final

Official























Qualified





























Heats

Total 13 years 14 years 15 years 16-18 years

Rank	Competitor	Age	Club	RT	FINA	Result
1	Hickford Tal...	14	Aquabladz ...	+0.70		33.52 Entry: 2:34.66 (- 2:01.14) 50m: 36.28 100m: 1:14.10 (37.82) 150m: 1:54.49 (40.39) 200m: 33.52(1:20.97)
2	Bendall Em...	15	Ice Breaker...	+0.67		2:24.55 Entry: 2:26.67 (- 2.12) 50m: 33.83 100m: 1:10.41 (36.58) 150m: 1:47.76 (37.35) 200m: 2:24.55 (36.79)
3	Speers Bro...	14	Greendale ...	+0.60		2:26.04 Entry: 2:28.19 (- 2.15) 50m: 33.27 100m: 1:10.23 (36.96) 150m: 1:48.94 (38.71) 200m: 2:26.04 (37.10)
4	Martin Ana...	15	Stratford A...	+0.58		2:26.31 Entry: 2:31.71 (- 5.40) 50m: 34.85 100m: 1:12.23 (37.38) 150m: 1:49.61 (37.38) 200m: 2:26.31 (36.70)
5	Dekker Kate	17	Liz van Wel...	+0.92		2:26.89 Entry: 2:27.01 (- 0.12) 50m: 34.10 100m: 1:11.78 (37.68) 150m: 1:50.31 (38.53) 200m: 2:26.89 (36.58)
6	McLaren C...	13	Trojans Swi...	+0.56		2:27.32 Entry: 2:32.35 (- 5.03) 50m: 35.10 100m: 1:12.52 (37.42) 150m: 1:50.47 (37.95) 200m: 2:27.32 (36.85)
7	Jackson Edie	14	Evolution A...	+0.81		2:27.67 Entry: 2:31.62 (- 3.95) 50m: 34.19 100m: 1:11.27 (37.08) 150m: 1:49.96 (38.69) 200m: 2:27.67 (37.71)
8	Ealam-Smit...	14	North Cant...	+0.76		2:28.33 Entry: 2:33.03 (- 4.70) 50m: 34.55 100m: 1:12.65 (38.10) 150m: 1:51.33 (38.68) 200m: 2:28.33 (37.00)
9	Agent Sam...	16	Stratford A...			2:28.47 Entry: 2:30.85 (- 2.38) 50m: 33.86 100m: 1:11.16 (37.30) 150m: 1:50.21 (39.05) 200m: 2:28.47 (38.26)
10	Johnson Ol...	13	Murihiku S...	+0.66		2:29.30 Entry: 2:31.68 (- 2.38) 50m: 35.05 100m: 1:12.56 (37.51) 150m: 1:50.64 (38.08) 200m: 2:29.30 (38.66)
11	Meynell Ellie	16	Greendale ...	+0.63		2:29.51 Entry: 2:33.04 (- 3.53) 50m: 34.99 100m: 1:13.12 (38.13) 150m: 1:51.85 (38.73) 200m: 2:29.51 (37.66)
12	Harvey Tessa	15	Liz van Wel...	+0.99		2:29.65 Entry: 2:30.92 (- 1.27) 50m: 34.10 100m: 1:11.78 (37.68) 150m: 1:50.31 (38.53) 200m: 2:29.65 (36.58)

	50m: 34.49 150m: 1:50.88 (38.70)	100m: 1:12.18 (37.69) 200m: 2:29.65 (38.77)	
13	 Scott Erin	16  Whangarei ... +0.64	2:31.24 Entry: 2:31.88 (- 0.64)
	50m: 35.59 150m: 1:53.29 (39.10)	100m: 1:14.19 (38.60) 200m: 2:31.24 (37.95)	
14	 Maltai-Spe...	13  Evolution A... +0.64	2:31.76 Entry: 2:33.51 (- 1.75)
	50m: 35.30 150m: 1:53.64 (39.69)	100m: 1:13.95 (38.65) 200m: 2:31.76 (38.12)	
15	 Ferguson A...	15  North Cant... +0.67	2:32.10 Entry: 2:37.98 (- 5.88)
	50m: 35.69 150m: 1:52.97 (38.85)	100m: 1:14.12 (38.43) 200m: 2:32.10 (39.13)	
16	 McNaughte...	16 Pukekohe S... +0.62	2:32.25 Entry: 2:33.32 (- 1.07)
	50m: 34.57 150m: 1:53.29 (40.19)	100m: 1:13.10 (38.53) 200m: 2:32.25 (38.96)	
17	 Gray Micha...	14  Raumati S... +0.66	2:32.86 Entry: 2:34.42 (- 1.56)
	50m: 35.90 150m: 1:55.19 (39.77)	100m: 1:15.42 (39.52) 200m: 2:32.86 (37.67)	
18	 Voight Addi...	16  Jasi Swim ... +0.64	2:32.98 Entry: 2:35.88 (- 2.90)
	50m: 35.15 150m: 1:54.58 (40.34)	100m: 1:14.24 (39.09) 200m: 2:32.98 (38.40)	
19	 Jenkins Alivia	15  Liz van Wel... +0.64	2:33.22 Entry: 2:32.22 (+ 1.00)
	50m: 34.88 150m: 1:53.87 (40.20)	100m: 1:13.67 (38.79) 200m: 2:33.22 (39.35)	
19	 McGrath Lily	13  Neptune S... +0.66	2:33.22 Entry: 2:34.52 (- 1.30)
	50m: 34.99 150m: 1:54.52 (40.52)	100m: 1:14.00 (39.01) 200m: 2:33.22 (38.70)	
21	 Lomax Ella	13  QEII Swim ... +0.81	2:33.31 Entry: 2:34.67 (- 1.36)
	50m: 35.30 150m: 1:54.92 (40.23)	100m: 1:14.69 (39.39) 200m: 2:33.31 (38.39)	
22	 Rule Danni...	16  Porirua City... +0.66	2:33.37 Entry: 2:33.15 (+ 0.22)
	50m: 35.40 150m: 1:54.08 (39.94)	100m: 1:14.14 (38.74) 200m: 2:33.37 (39.29)	
23	 Chaney Talia	14 Pukekohe S... +0.71	2:33.65 Entry: 2:34.28 (- 0.63)
	50m: 35.55 150m: 1:53.97 (39.86)	100m: 1:14.11 (38.56) 200m: 2:33.65 (39.68)	
24	 Crawford L...	13  Porirua City... +0.74	2:34.48 Entry: 2:36.73 (- 2.25)
	50m: 36.29 150m: 1:56.71 (40.38)	100m: 1:16.33 (40.04) 200m: 2:34.48 (37.77)	
25	 Jansen Fleur	14  Wanaka Sw... +0.83	2:34.74 Entry: 2:35.47 (- 0.73)
	50m: 35.50 150m: 1:55.92 (40.50)	100m: 1:15.42 (39.92) 200m: 2:34.74 (38.82)	

26	 Neal Audrey	15	 Coast Swi...	+0.79	2:34.93 Entry: 2:33.98 (+ 0.95)
	50m: 36.23 150m: 1:56.46 (40.67)		100m: 1:15.79 (39.56) 200m: 2:34.93 (38.47)		
27	 Ellis Sama...	14	 Manurewa ...	+0.66	2:35.29 Entry: 2:33.37 (+ 1.92)
	50m: 35.59 150m: 1:55.52 (40.76)		100m: 1:14.76 (39.17) 200m: 2:35.29 (39.77)		
28	 Uys Heidi	17	Swim Timaru	+0.68	2:35.96 Entry: 2:32.72 (+ 3.24)
	50m: 37.00 150m: 1:56.26 (39.85)		100m: 1:16.41 (39.41) 200m: 2:35.96 (39.70)		
29	 Goomes R...	14	 Nelson Sou...	+0.64	2:36.47 Entry: 2:34.86 (+ 1.61)
	50m: 36.51 150m: 1:57.22 (40.80)		100m: 1:16.42 (39.91) 200m: 2:36.47 (39.25)		
30	 Gresham G...	17	 Whanganui...	+0.69	2:36.51 Entry: 2:37.03 (- 0.52)
	50m: 36.24 150m: 1:56.01 (40.68)		100m: 1:15.33 (39.09) 200m: 2:36.51 (40.50)		
31	 Wills Grace	13	 TBSS Cent...	+0.75	2:36.69 Entry: 2:37.11 (- 0.42)
	50m: 36.84 150m: 1:57.34 (41.16)		100m: 1:16.18 (39.34) 200m: 2:36.69 (39.35)		
32	 Rogers Piper	15	 Tawa Swim...	+0.56	2:36.77 Entry: 2:39.56 (- 2.79)
	50m: 36.37 150m: 1:57.85 (41.43)		100m: 1:16.42 (40.05) 200m: 2:36.77 (38.92)		
33	 Van Vliet M...	13	 Mt Maunga...	+0.66	2:38.15 Entry: 2:34.39 (+ 3.76)
	50m: 36.05 150m: 1:57.45 (41.95)		100m: 1:15.50 (39.45) 200m: 2:38.15 (40.70)		
34	 Alderton H...	15	 Levin Swim...	+0.72	2:38.63 Entry: 2:40.59 (- 1.96)
	50m: 36.33 150m: 1:57.93 (41.85)		100m: 1:16.08 (39.75) 200m: 2:38.63 (40.70)		
35	 Orbell Erika	13	 TBSS Cent...	+0.72	2:41.35 Entry: 2:37.56 (+ 3.79)
	50m: 36.45 150m: 1:59.38 (42.29)		100m: 1:17.09 (40.64) 200m: 2:41.35 (41.97)		
36	 Mill Georgia	14	 Trojans Swi...	+0.73	2:41.70 Entry: 2:36.95 (+ 4.75)
	50m: 36.80 150m: 1:59.65 (42.77)		100m: 1:16.88 (40.08) 200m: 2:41.70 (42.05)		
37	 Oldfield Maia	17	 Vikings Swi...	+0.90	2:41.78 Entry: 2:40.73 (+ 1.05)
	50m: 36.18 150m: 1:59.73 (42.95)		100m: 1:16.78 (40.60) 200m: 2:41.78 (42.05)		
38	 Bell Sophie	15	 Pirates Swi...	+0.66	2:43.22 Entry: 2:44.80 (- 1.58)
	50m: 36.07 150m: 2:01.37 (43.26)		100m: 1:18.11 (42.04) 200m: 2:43.22 (41.85)		
0	 Kennard S...	13	 Aquabladz ...	+0.72	DSQ